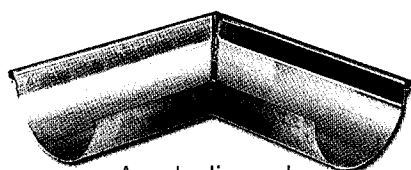


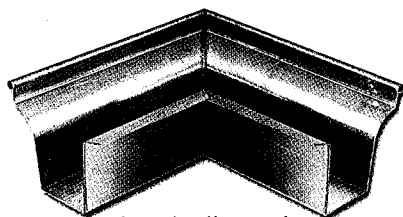
Angoli di gronda



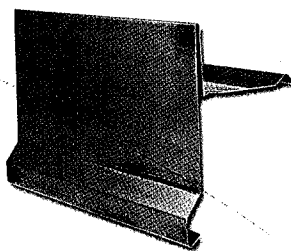
Angolo di gronda
Quadra 33




Angolo di gronda
Tondo




Angolo di gronda
Nemi



Scossalina A-B



Scossalina C



Scossalina D

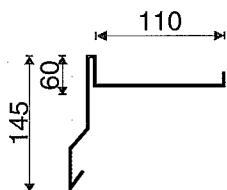
ANGOLI DI GRONDA

MODELLO	MATERIALE*	SPESSORE	LUNGHEZZA INTERNA (cm)
COLONNA	RAME	6/10	25X25
FROSINONE	RAME	6/10	25X25
NEMI	RAME	6/10	25X25
PROFILATA	RAME	6/10	25X25
QUADRA	RAME	6/10	25X25
ROMA	RAME	6/10	25X25
TONDA	RAME	6/10	25X25
TOSCANA	RAME	6/10	25X25
TUSCOLO	RAME	6/10	25X25

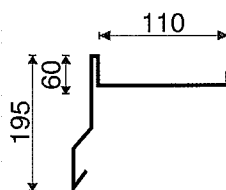
REALIZZIAMO ANGOLI SPECIALI E A MISURA

Scossaline e Mantovane

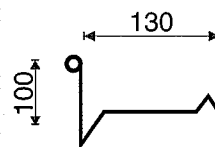
SCOSSALINA
TIPO A sv.330



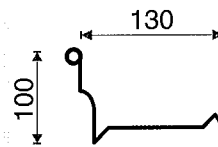
SCOSSALINA
TIPO B sv.380



SCOSSALINA
TIPO C sv.250



SCOSSALINA
TIPO D sv.280



*Tutti gli articoli sopra riportati possono essere prodotti anche in materiale zincato e color testa di moro.

